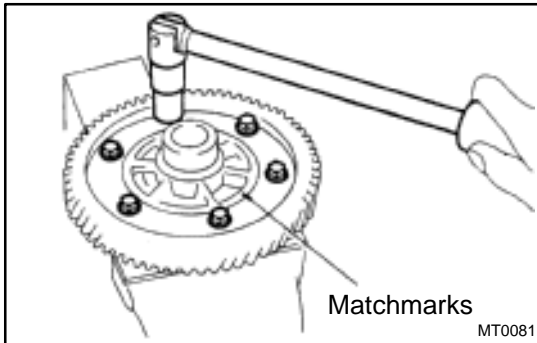


DISASSEMBLY

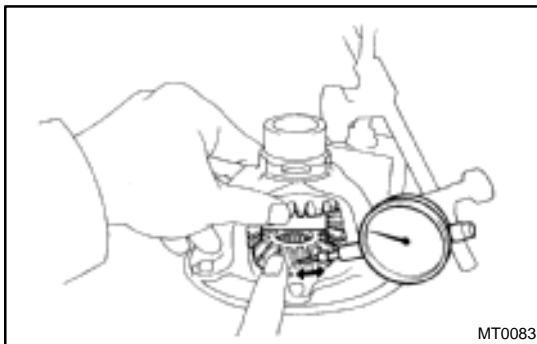
1. REMOVE SIDE BEARING FROM DIFFERENTIAL CASE

- (a) Using SST, remove the bearings from both sides of the case.
SST 09950-00020, 09950-00030, 09950-60010 (09951-00360)
- (b) Remove the speedometer drive gear from the RH side.



2. REMOVE RING GEAR

- (a) Place matchmarks on the ring gear and case.
- (b) Remove the 6 bolts.
- (c) Using a plastic hammer, tap on the ring gear to remove it from the case.

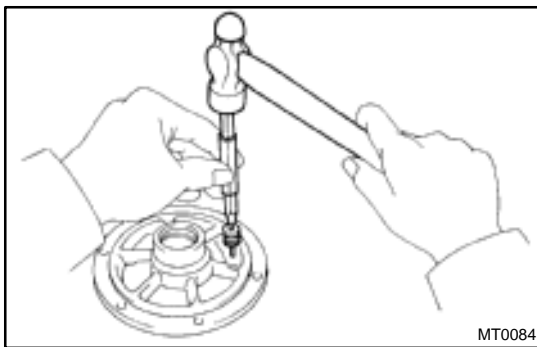


3. INSPECT SIDE GEAR BACKLASH

Using a dial indicator, measure the backlash of one side gear while holding one pinion toward the case.

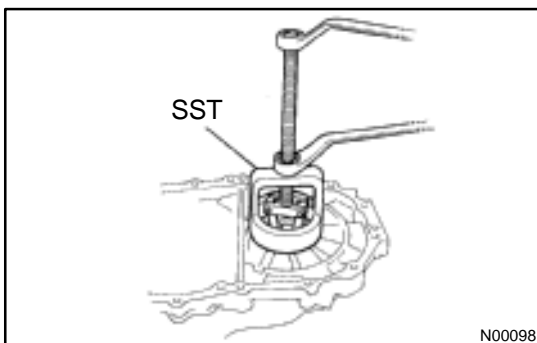
Standard backlash: 0.05–0.20 mm (0.0020–0.0079 in.)

If the backlash is not within the specification, install the correct thrust washer to the side gears.



4. DISASSEMBLE DIFFERENTIAL CASE

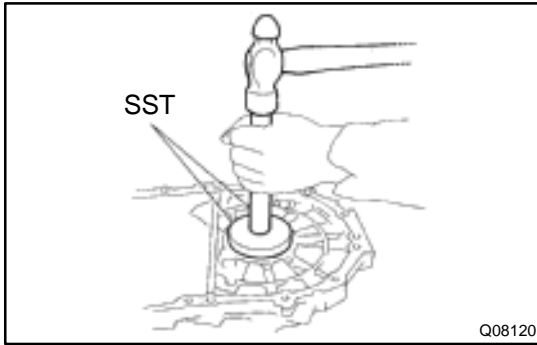
- (a) Using a pin punch and hammer, drive out the pinion shaft straight pin.
- (b) Remove the pinion shaft from the case.
- (c) Remove the 2 pinion gears and side gears with the 4 thrust washers from each gear.



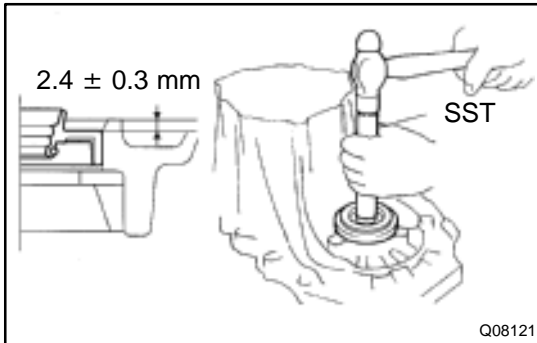
5. Transmission Case Side:

IF NECESSARY, REPLACE OIL SEAL AND SIDE BEARING OUTER RACE

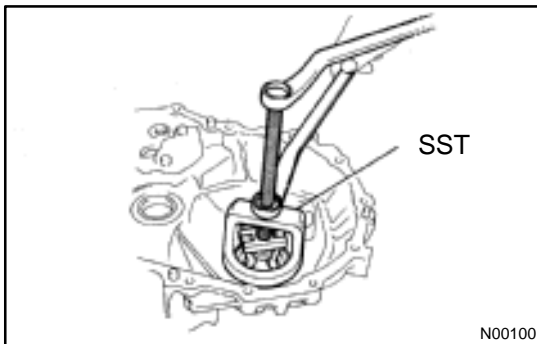
- (a) Using a screwdriver and hammer, drive out the oil seal.
- (b) Using SST, pull out the outer race and plate washer.
SST 09612-65014
- (c) Place the plate washer into the case.



- (d) Using SST and a hammer, drive in a new outer race.
SST 09950-60020 (09951-00710), 09950-70010 (09951-07150)

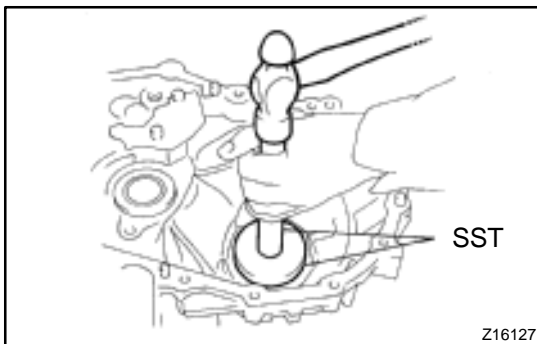


- (e) Using SST and a hammer, drive in a new oil seal.
SST 09350-32014 (09351-32111, 09351-32130)
Drive in depth: 2.4 ± 0.3 mm (0.094 ± 0.012 in.)
(f) Coat the lip of the oil seal with MP grease.

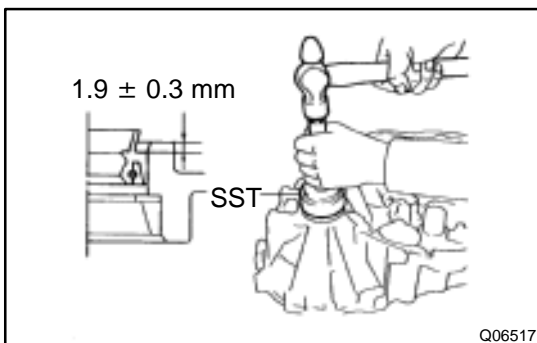


**6. Transaxle Case Side:
IF NECESSARY, REPLACE OIL SEAL AND SIDE
BEARING OUTER RACE**

- (a) Using a screwdriver and hammer, drive out the oil seal.
(b) Using SST, pull out the outer race and plate washer.
SST 09612-65014
(c) Place the plate washer into the case.



- (d) Using SST and a hammer, drive in a new outer race.
SST 09950-60020 (09951-00680), 09950-70010 (09951-07150)



- (e) Using SST and a hammer, drive in a new oil seal.
SST 09350-32014 (09351-32130, 09351-32150)
Drive in depth: 1.9 ± 0.3 mm (0.075 ± 0.012 in.)
(f) Coat the lip of the oil seal with MP grease.